

A lush, dense forest scene with tall, slender trees and a thick canopy of green leaves. Sunlight filters through the branches, creating a dappled light effect. The foreground is filled with moss-covered ground and various forest plants.

Portfolio

Born of the forest

Morizo Architectural Design Studio

The Morizo Philosophy

Creating ambience

My objective is to create spaces you can savor.

Spaces that gradually envelop you in comfort rather than causing an immediate impact.

While avoiding both 'new for the sake of new' and unchanging tradition, my designs convey tranquility.

Materials in their original form

I use unadulterated natural construction materials respectfully, and avoid excessive processing.

My application of materials is optimized for both the artisans who handle them and the end user.

I seek out the best ways to accentuate the qualities of my materials.

I want to create something that will be treasured for generations.

I build for durability, so my creations are cherished long into the future.

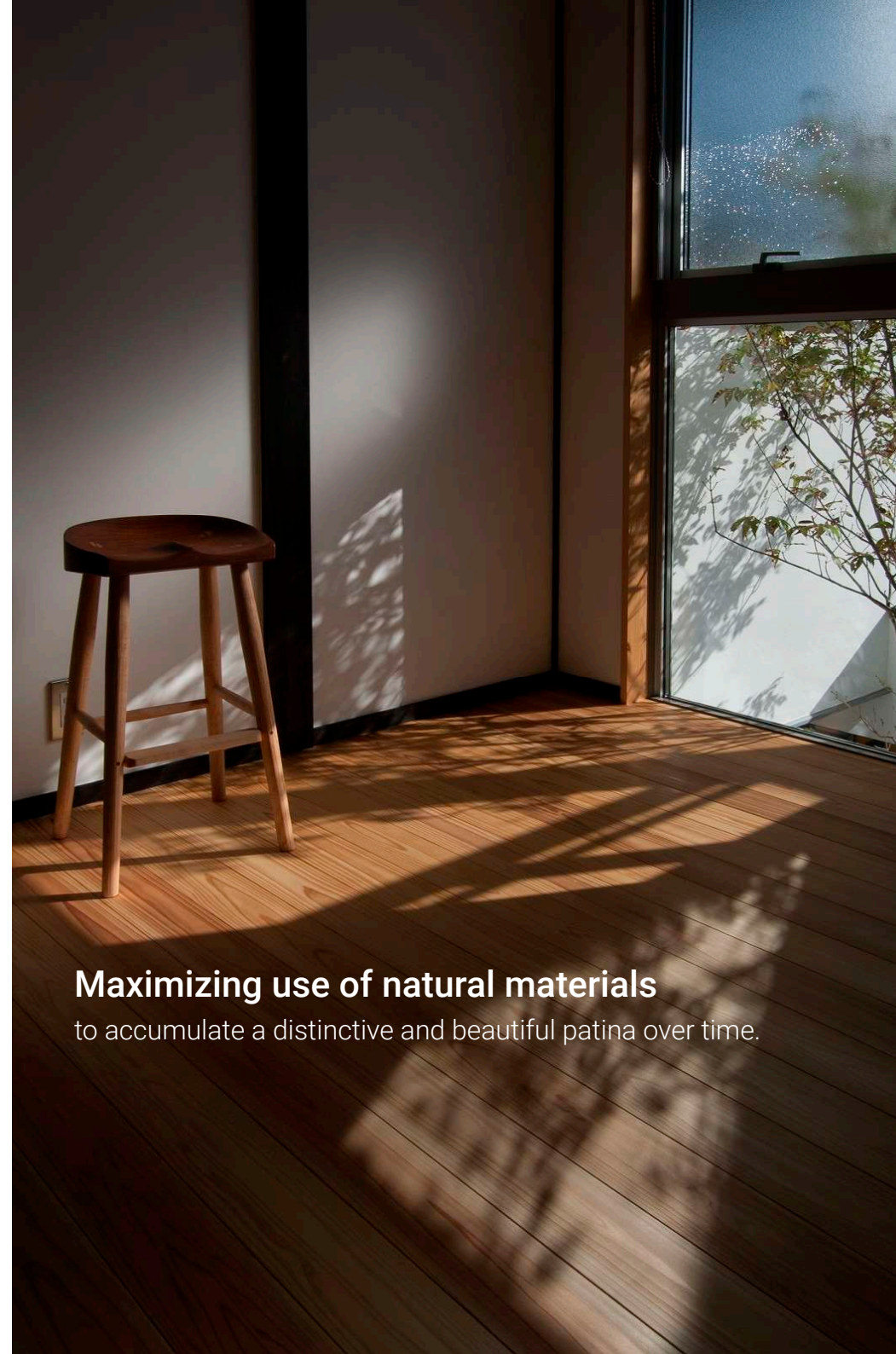
Their beauty increases with time.

This is the philosophy I use throughout my design and construction process.

Design achievement

Making the most of the local surroundings

I consider the location, environment, and future conditions.




Maximizing use of natural materials

to accumulate a distinctive and beautiful patina over time.

With emphasis on originality
my essential design expresses a unique sensibility.



I believe it is important to embody
an appreciation for seasonal change in my designs.



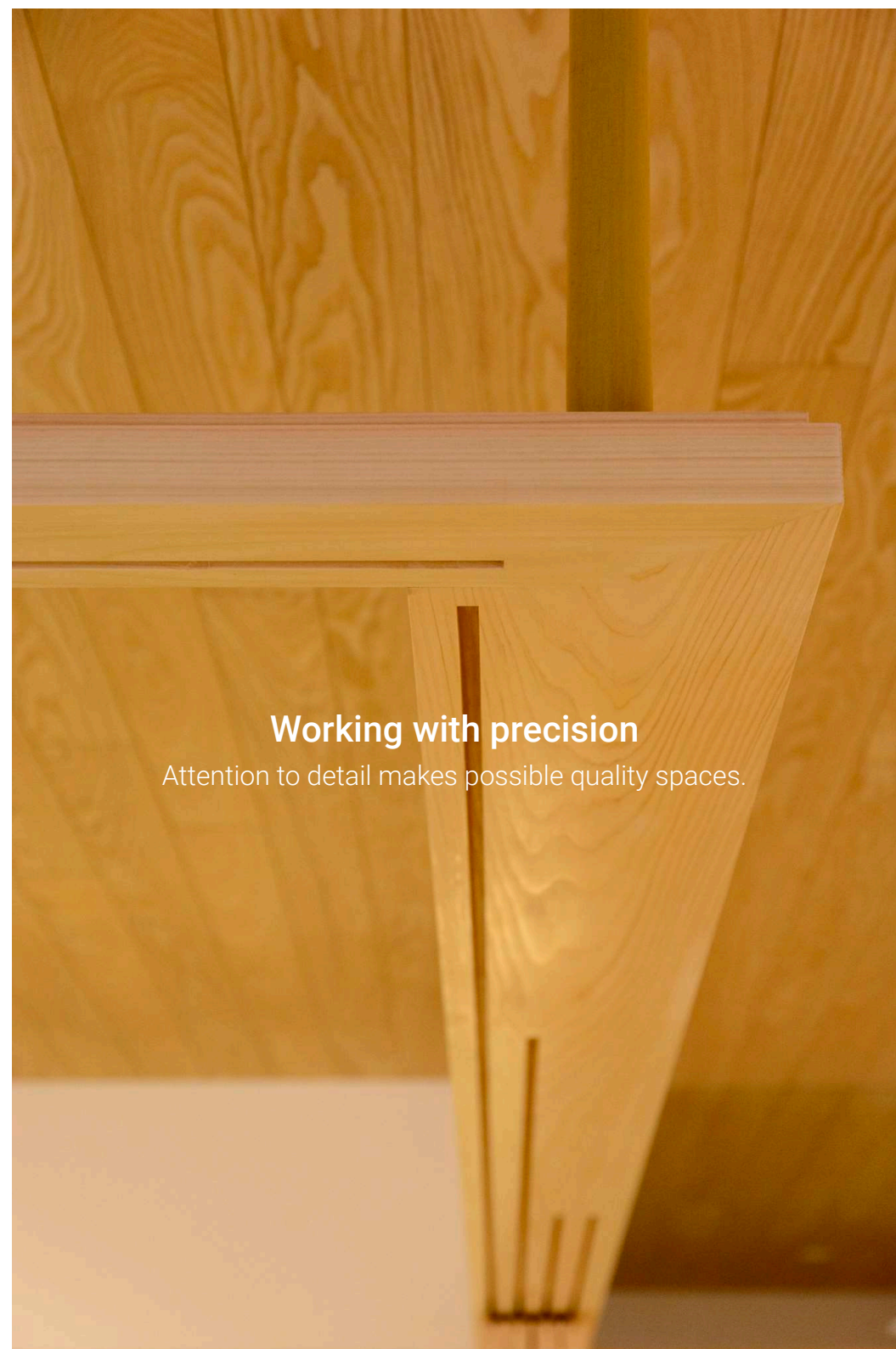
An easy comfort

Design for relaxation and well-being.





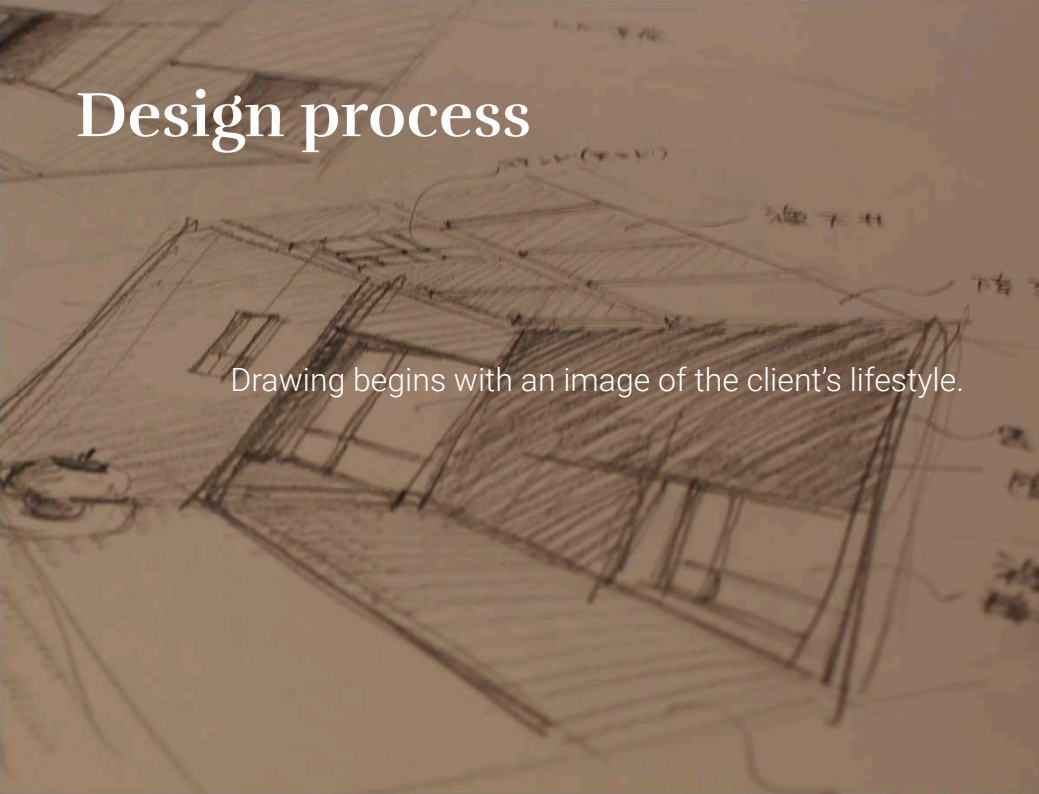
Finding optimal solutions
through careful research and exploration.



Working with precision
Attention to detail makes possible quality spaces.

Design process

Drawing begins with an image of the client's lifestyle.

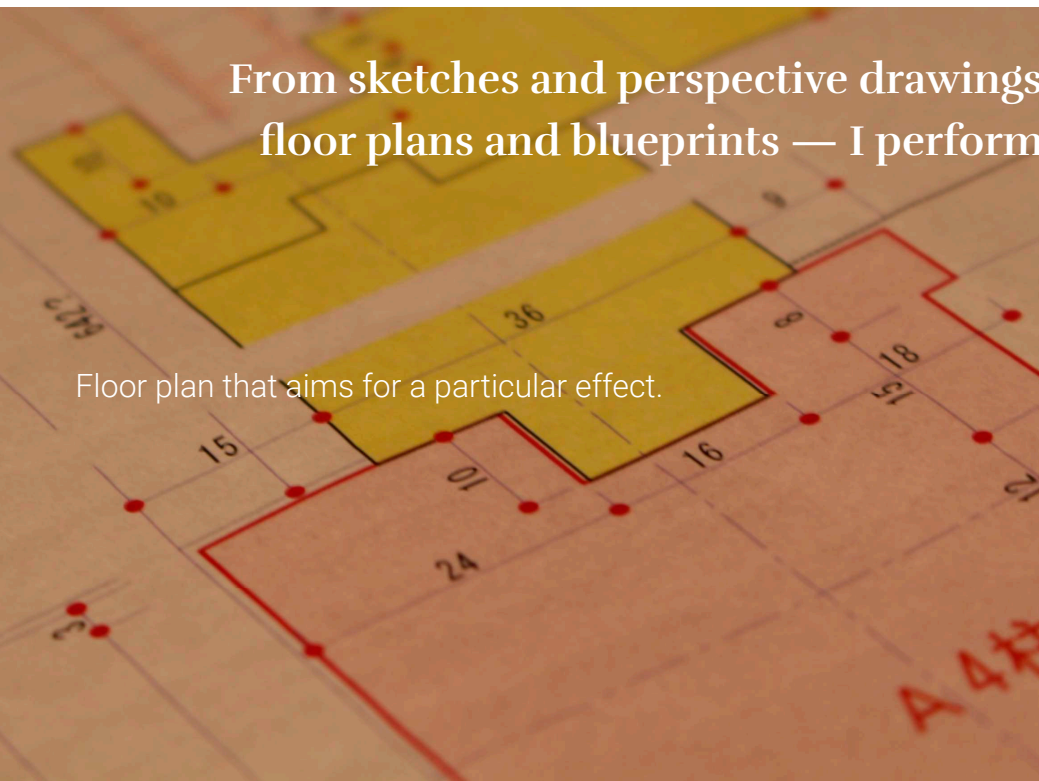


My perspective sketches express a sense of atmosphere.



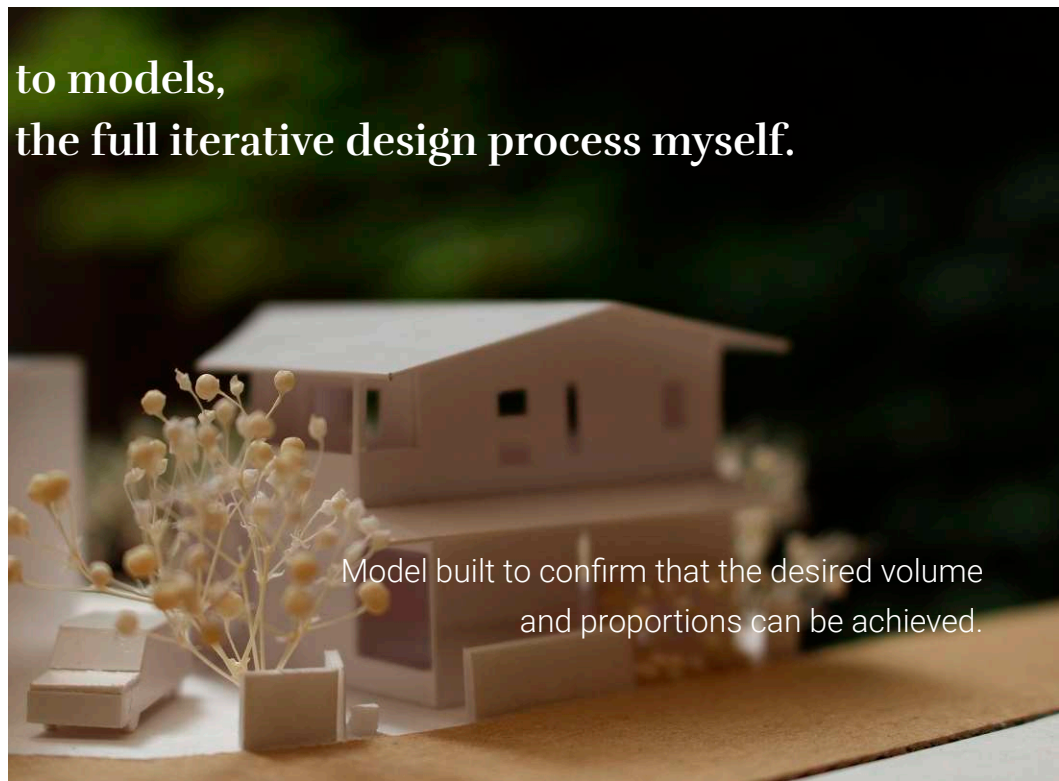
From sketches and perspective drawings
floor plans and blueprints — I perform

Floor plan that aims for a particular effect.



to models,
the full iterative design process myself.

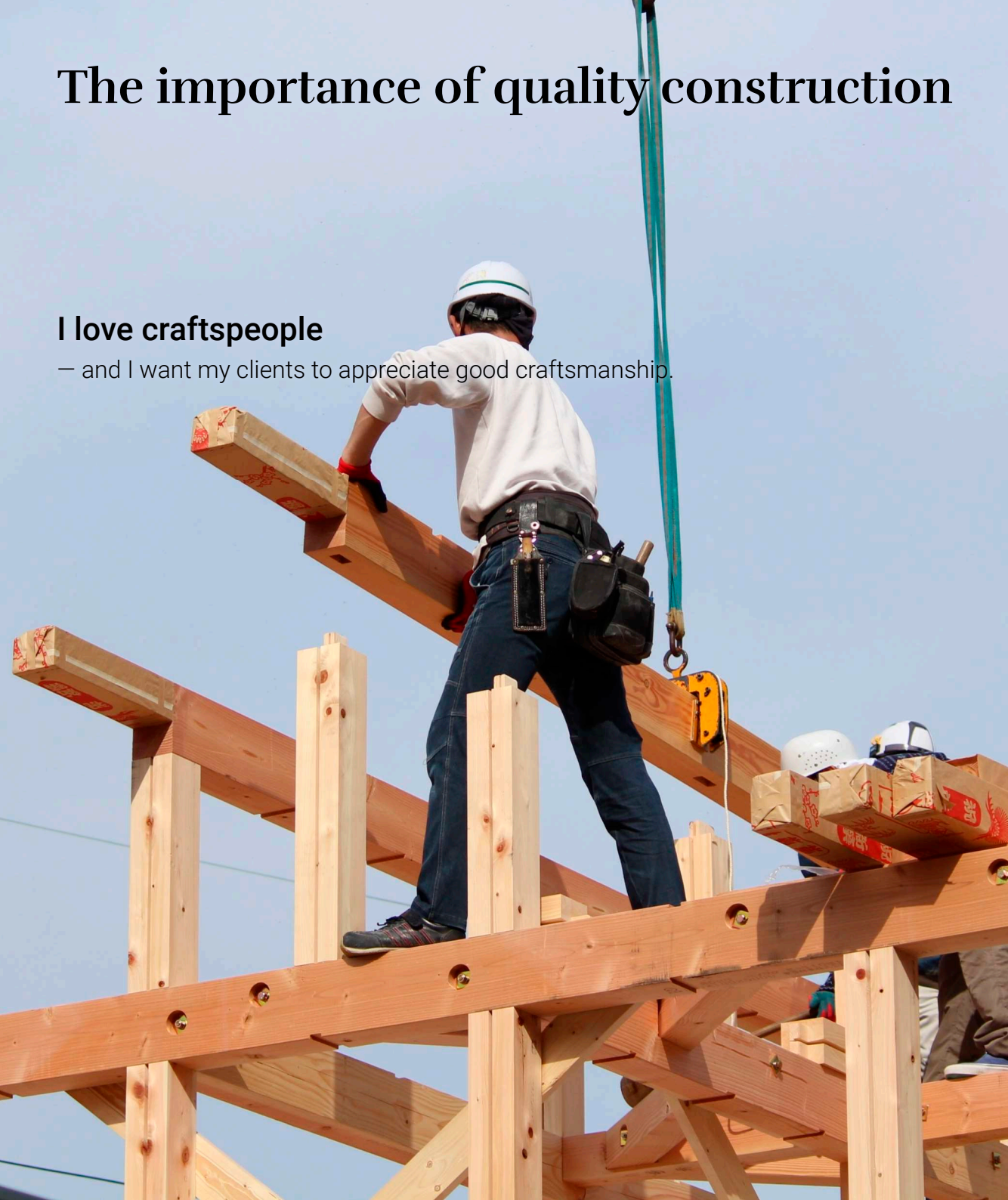
Model built to confirm that the desired volume
and proportions can be achieved.

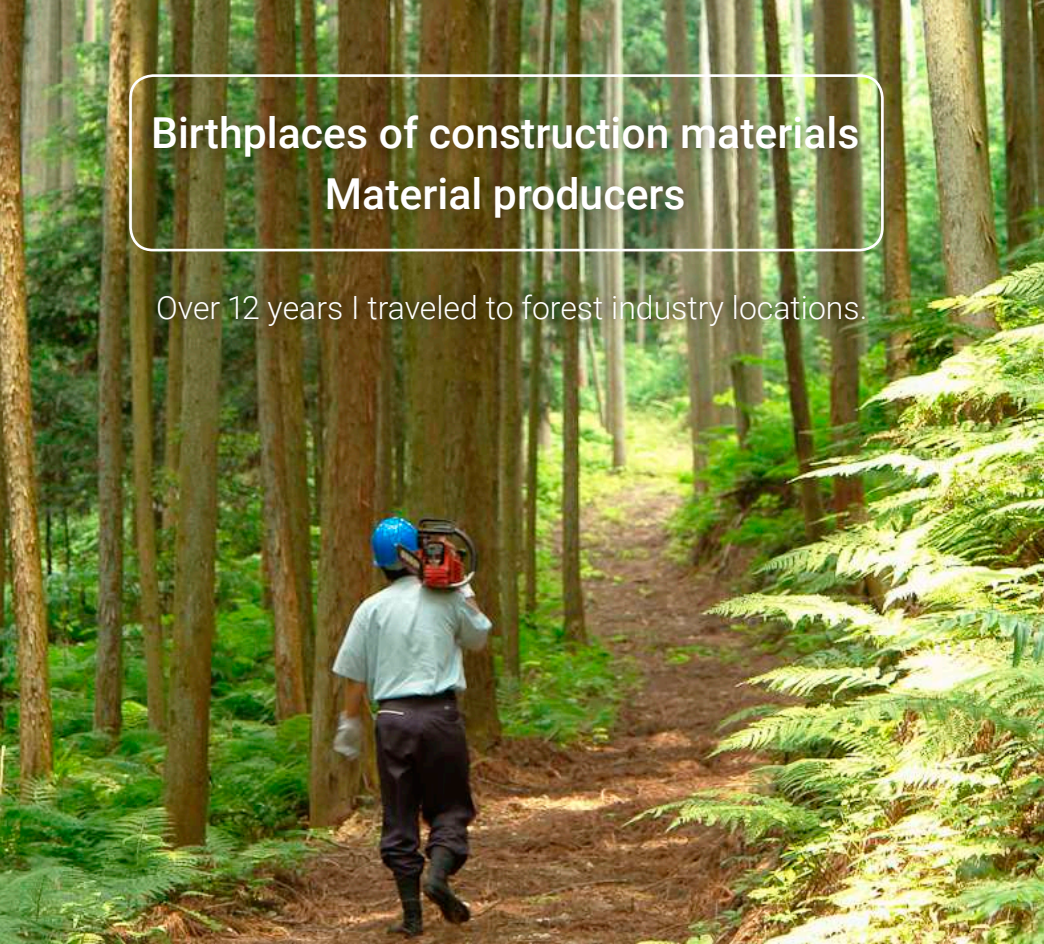


The importance of quality construction

I love craftspeople

— and I want my clients to appreciate good craftsmanship.





Birthplaces of construction materials Material producers


Over 12 years I traveled to forest industry locations.



Over the past 12 years I have built up a network of reliable sources.

Farmers Wholesalers

I visited the sources of raw materials and
learned the on-site reality of the producers.



Traditional skills High quality

I was impressed by the skill and pride of the artisans.

Utsuwa Project

In 2015, I gathered expert artisans and embarked on a journey.




Expressing materials

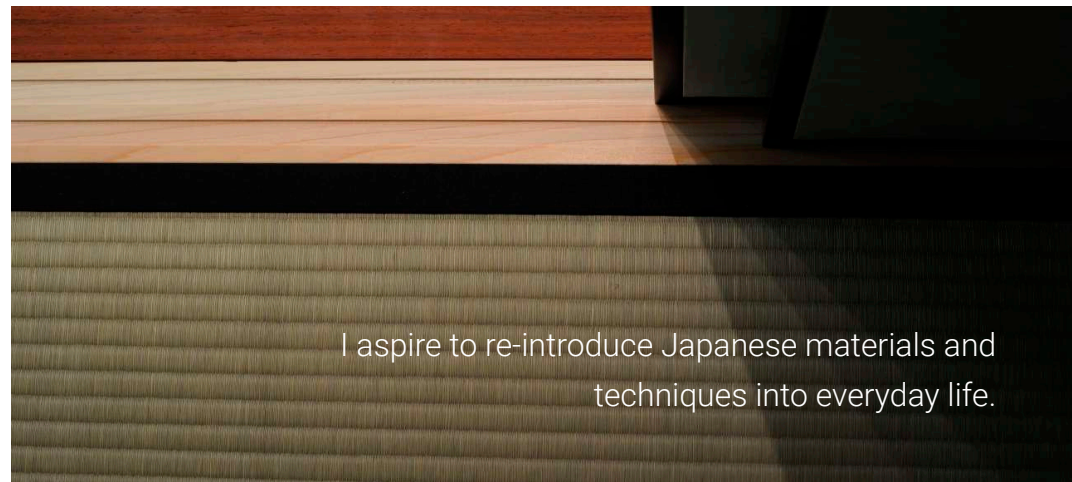
Wood, paper, straw, glass

Expressing craftsmanship


Carpentry, sliding doors, tatami, stained glass



A sense of
materials and
craftsmanship



I aspire to re-introduce Japanese materials and
techniques into everyday life.

A photograph of a modern interior space. The room features a large, light-colored wall with a horizontal line. To the right, there is a large window with a grid pattern. In the foreground, a dark, patterned rug covers the floor. On the left, a small, dark wooden table holds a lit candle in a black metal cage. The text "Using authentic materials:" is centered on the wall, and "A high quality physical space surrounds you." is centered below it.


Using authentic materials:

A high quality physical space surrounds you.

Introducing a modern, authentic Japanese room to the world


There are many kinds of Japanese rooms,
from traditional forms to modern stylings.

My “authentic Japanese rooms” introduce the richness
of our lifestyle to Japan and the world.

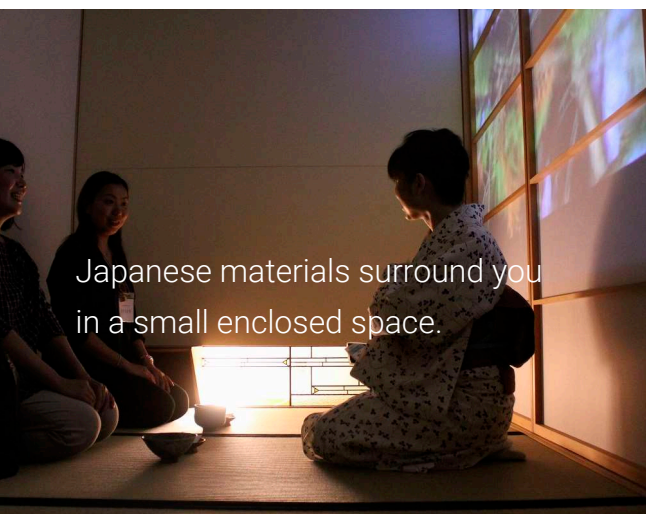




The texture of *washi* paper softens the shadows and forms behind it.



Effects of a traditional Japanese room





Japanese materials surround you in a small enclosed space.



The Japanese design creates a sense of renewal.

Expansive Japanese design

Creating traditional Japanese patterns



Through deep understanding,
we re-imagine the patterns for our modern age.



A dynamically variable Japanese room

By changing a few elements, the room dramatically takes a new character.



Future plans for Morizo

In 2018 and 2019

I plan to spend time in Europe to compare Japanese architecture, design and culture with its European counterparts, with a goal to fuse them together into new projects.


For my next step,

I aim to fuse European and Japanese cultures in a global architectural business.

My longer-term goal

is to create new sales channels for traditional industries within and outside of Japan, opening new markets for traditional materials and craftsmanship.

I would like to create opportunities for people to recognize the value of techniques, materials and artisanship, giving birth to a new market that allows quality and excellence to shine through.





Notable achievements

Design and supervision of new detached houses

- U residence (three-story timber construction)
- N residence (two-story timber construction)
- A residence (two-story timber construction)
- I residence (two-story timber construction)
- O residence (two-story timber construction)
- W residence (two-story timber construction)
- K residence (two-story timber construction)
- S residence (two-story timber construction)
- Y residence (two-story timber construction)
- A residence (two-story timber construction)
- F residence (two-story timber construction)
- W residence (two-story timber construction)
- N residence (two-story timber construction)
- S residence (two-story timber construction)
- H residence (two-story timber construction)
- W residence (two-story timber construction)

Design and supervision of other new constructions

- N residence
- (two-story timber construction for two families)
- N Clinic N residence (two-story steel construction)
- H residence (three-story reinforced concrete cooperative)
- T church (two-story timber construction)
- Show home (two-story timber construction)

Renovations and conversions

- Renovations of Wedding venue P
- Renovations of condominium Y
- Renovations of a pre-war house
- Seismic retrofitting of a pre-war tenement H
- Double-family home conversion of H residence
- Renovations of office D's entrance area
- Renovations of day-service centre O
- Structural renovations of a timber construction tenement M
- Structural renovations of reinforced concrete I residence
- Renovations of earthen storehouse H residence
- Renovations of timber salon Y
- Extension of the approach to the garden of I residence.
- Structural renovations of reinforced concrete condominium S
- Structural renovations of reinforced concrete condominium M
- Renovations of steel construction S residence.

Seismic designs and designs for subsidised projects

- Seismic diagnosis, reinforcement design and supervision of tenement H
- Seismic diagnosis, reinforcement design and supervision of townhouse S
- Seismic diagnosis and reinforcement design of Noh theatre Y
- Landscaping design and supervision of car park gate for trading company K
- Landscaping design and supervision of building T
- Seismic diagnosis, reinforcement design and supervision of N residence

Rieko Yoshino-Uchida

Profile

After working in an architectural design office

- 1996 Started up the Rieko Uchida Design Office
- 1997 Went on 1-year architectural tour of Europe
- 2006 Changed name of design office to Office Morizo-
- 2007 Studied timber from experiences gained at tree farms
- 2009 Studied timber traditional structural calculation
- 2011 Launched "LLP Yoshino Yamamachi" company, connecting mountain and urban communities
- 2014 Received a Tea Name from Urasenke and became a tea instructor
- 2015 Launched the Utsuwa Project (ongoing)
- 2016 Co-authored the textbook *The Maximum Load-bearing Calculation*
- 2016 Served as a lecturer on structural calculation (JSCA Kansai)
- 2017 Received the Wood Design Award for the Utsuwa Project
- 2018 Developing and disseminating the Utsuwa Project 2.0, Germany in preparation to open the Morizo office, and business trip to Europe

Business Description

- First-class registered architect's office
- Design and supervision of residences, stores and facilities.
- Planning and designing of gardens, tearooms and furniture.
- Seismic diagnosis and reinforcement design of timber constructions
- Seismic diagnosis and reinforcement planning through traditional architecture

Registrations

- First-class registered architect's office: Osaka Governor's Reg / \21638
- First-class registered architect: (Ministry) No. 322171, Rieko Yoshino

Morizo Architectural Design Studio

1-6-16, Andoji-machi, Chuo Ward,
Osaka 542-0061 Japan
Tel/Fax: +81-6-6761-5146
e-mail: r426@jasmine.ocn.ne.jp
URL: <http://morizo-archi.com>